

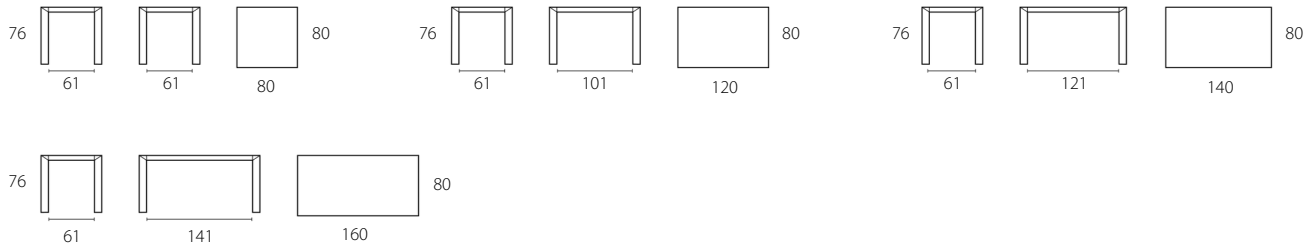
MANHATTAN

Designed by Riflessi Lab - 2011

Piano CERAMICA/CRISTALLO

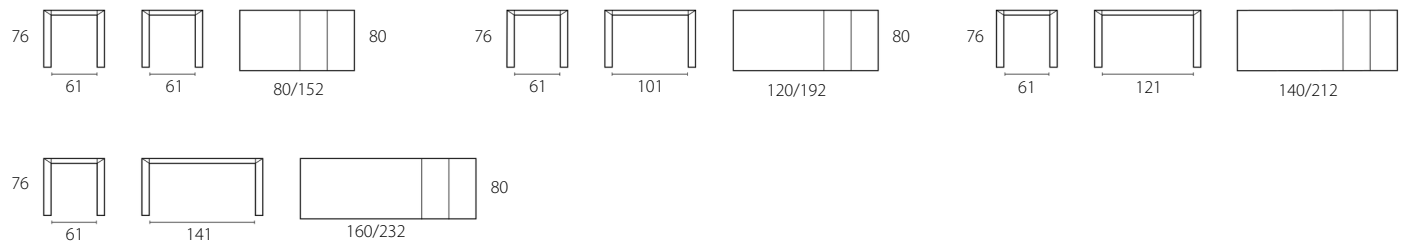


FISSO E ALLUNGABILE



Tavolo **FISSO Prof. 80**

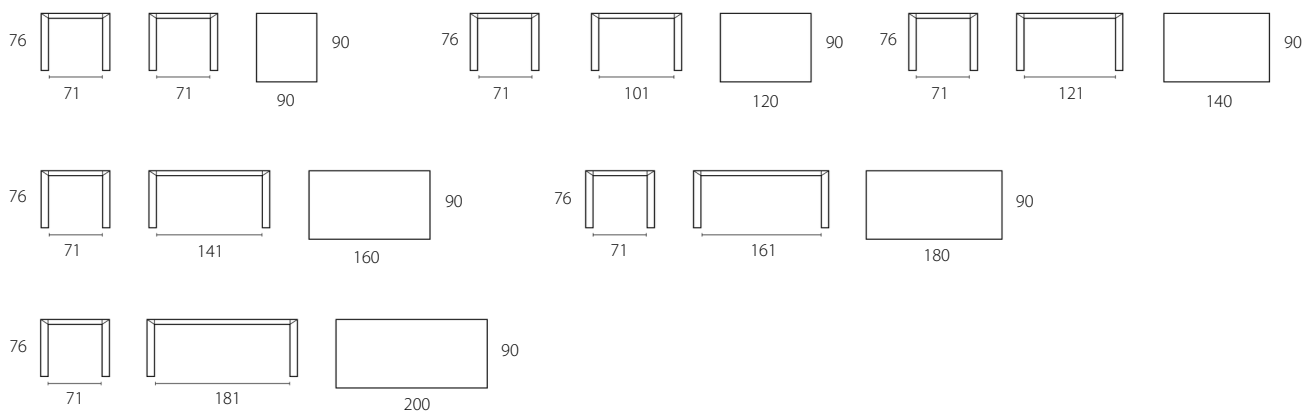
Dimensioni P x L x H - cm	imballo	codice
80 x 80 H 76	34 Kg-m ³ 0,24	T152
80 x 120 H 76	46 Kg-m ³ 0,30	T153
80 x 140 H 76	51 Kg-m ³ 0,33	T154
80 x 160 H 76	56 Kg-m ³ 0,39	T155



Tavolo **ALLUNGABILE Prof. 80**

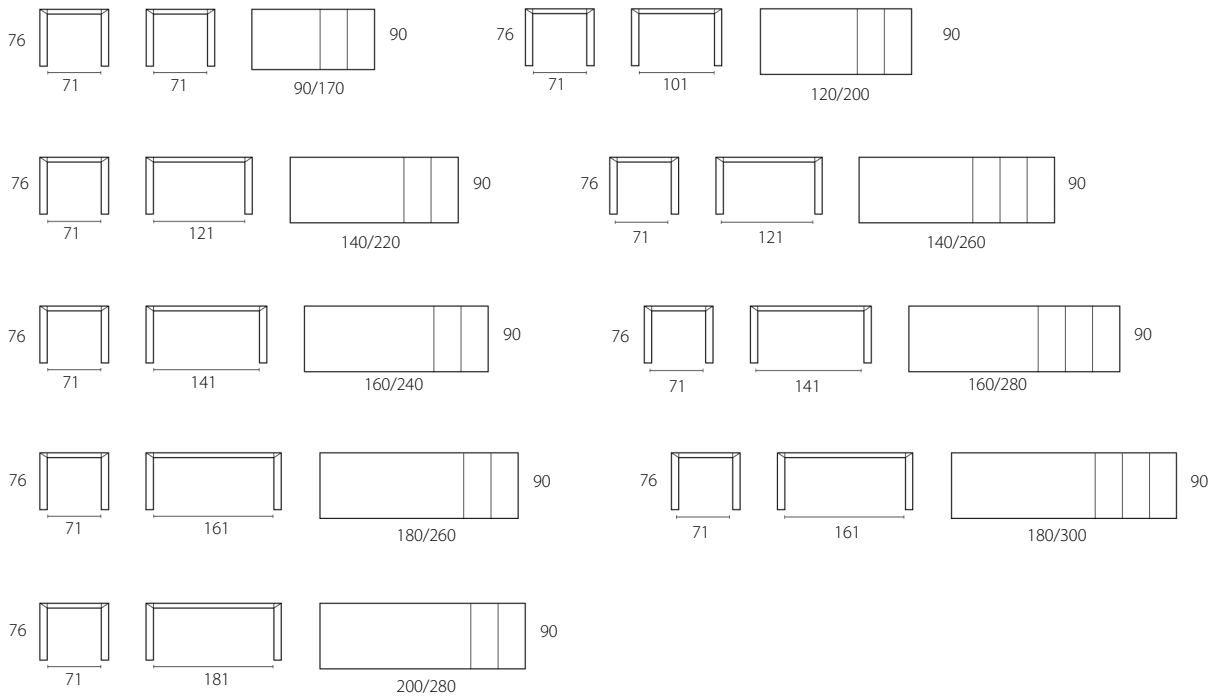
Allunghe da 36 cm

Dimensioni P x L x H - cm	imballo	codice
80 x 80/152 H 76 - Allunghe esterne	43 Kg-m ³ 0,26	T157
80 x 120/192 H 76	72 Kg-m ³ 0,32	T158
80 x 140/212 H 76	76 Kg-m ³ 0,35	T159
80 x 160/232 H 76	83 Kg-m ³ 0,41	T160

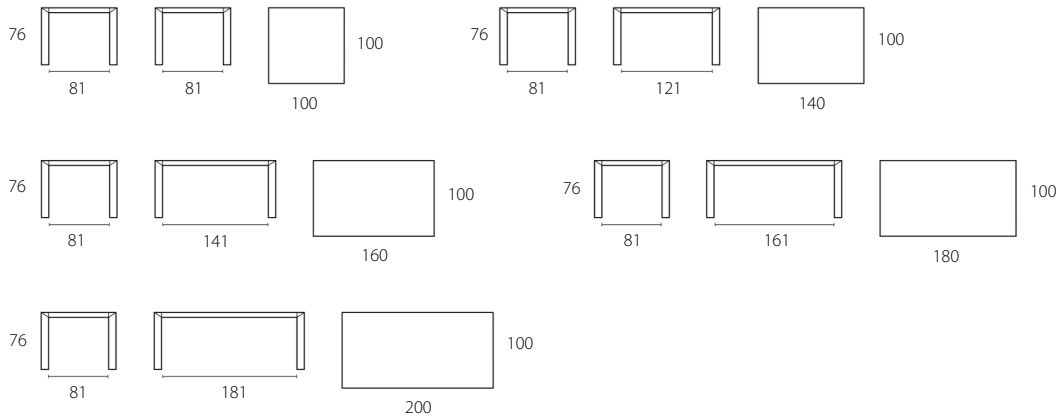


Tavolo **FISSO Prof. 90**

Dimensioni P x L x H - cm	imballo	codice
90 x 90 H 76	36 Kg-m ³ 0,27	T162
90 x 120 H 76	48 Kg-m ³ 0,31	T163
90 x 140 H 76	52 Kg-m ³ 0,37	T164
90 x 160 H 76	65 Kg-m ³ 0,39	T165
90 x 180 H 76	69 Kg-m ³ 0,42	T166
90 x 200 H 76	75 Kg-m ³ 0,45	T563

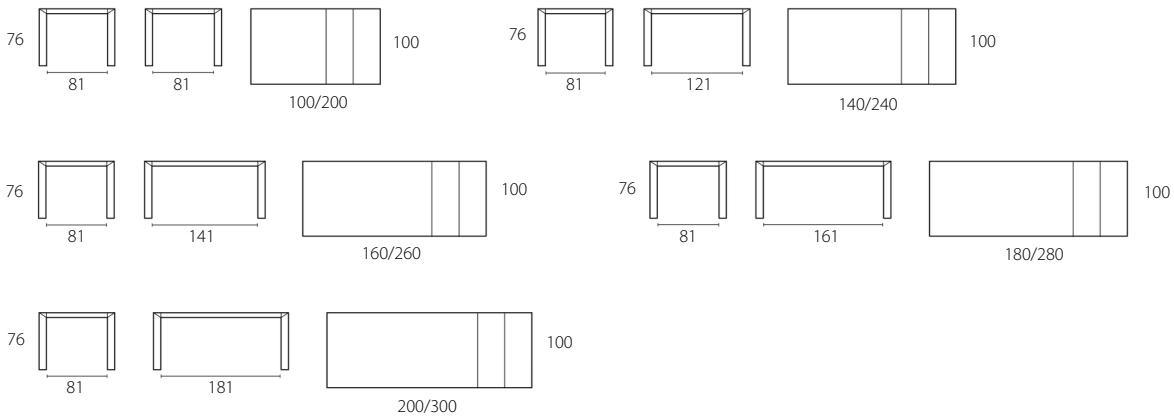


Tavolo ALLUNGABILE Prof. 90 Allunghe da 40 cm		
Dimensioni P x L x H - cm	imballo	codice
90 x 90/170 H 76 - Allunghe esterne	54 Kg-m ³ 0,30	T167
90 x 120/200 H 76	57 Kg-m ³ 0,33	T168
90 x 140/220 H 76	80 Kg-m ³ 0,38	T169
90 x 140/260 H 76	88 Kg-m ³ 0,42	T170
90 x 160/240 H 76	87 Kg-m ³ 0,39	T171
90 x 160/280 H 76	96 Kg-m ³ 0,45	T172
90 x 180/260 H 76	91 Kg-m ³ 0,45	T173
90 x 180/300 H 76	101 Kg-m ³ 0,48	T174
90 x 200/280 H 76	110 Kg-m ³ 0,53	T564



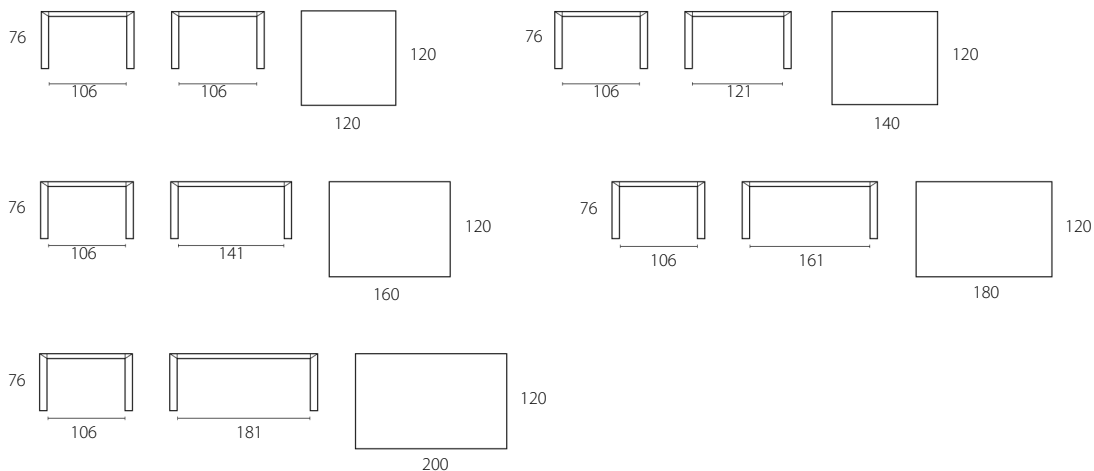
Tavolo FISSO Prof. 100

Dimensioni P x L x H - cm	imballo	codice
100 x 100 H 76	38 Kg-m ³ 0,31	T565
100 x 140 H 76	45 Kg-m ³ 0,41	T566
100 x 160 H 76	52 Kg-m ³ 0,47	T567
100 x 180 H 76	60 Kg-m ³ 0,53	T568
100 x 200 H 76	68 Kg-m ³ 0,57	T569



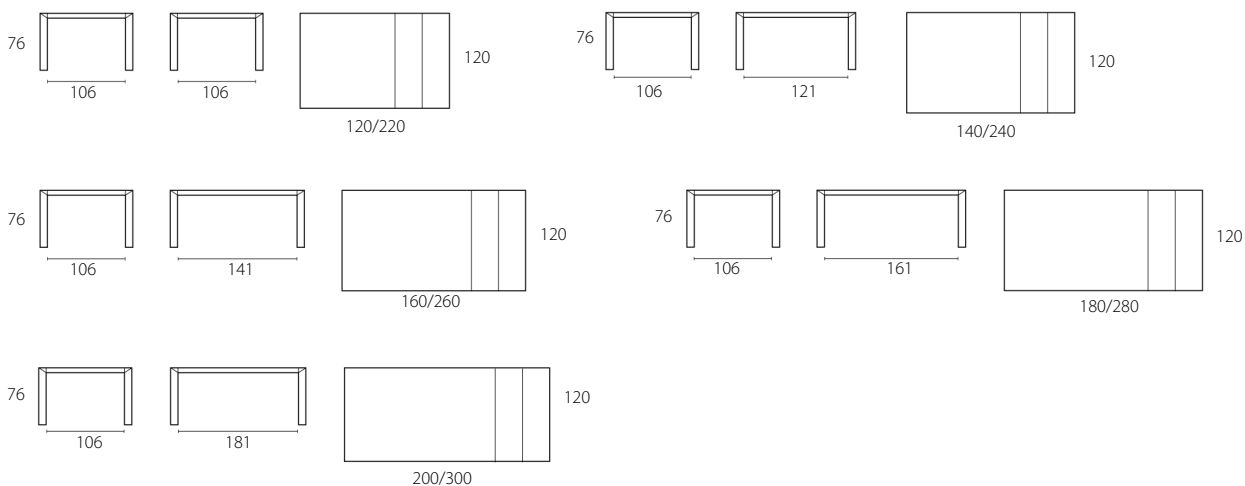
Tavolo ALLUNGABILE Prof. 100
Allunghe da 50 cm

Dimensioni P x L x H - cm	imballo	codice
100 x 100/200 H 76 - Allunghe esterne	50 Kg-m ³ 0,34	T570
100 x 140/240 H 76	56 Kg-m ³ 0,43	T571
100 x 160/260 H 76	63 Kg-m ³ 0,50	T572
100 x 180/280 H 76	71 Kg-m ³ 0,56	T573
100 x 200/300 H76	80 Kg-m ³ 0,60	T574



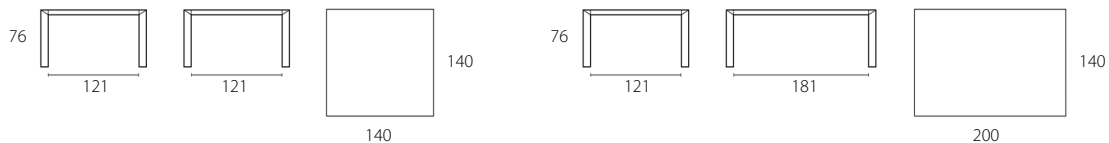
Tavolo FISSO Prof. 120

Dimensioni P x L x H - cm	imballo	codice
120 x 120 H 76	63 Kg-m ³ 0,36	T792
120 x 140 H 76	74 Kg-m ³ 0,39	T793
120 x 160 H 76	77 Kg-m ³ 0,43	T794
120 x 180 H 76	87 Kg-m ³ 0,48	T795
120 x 200 H 76	97 Kg-m ³ 0,53	T796



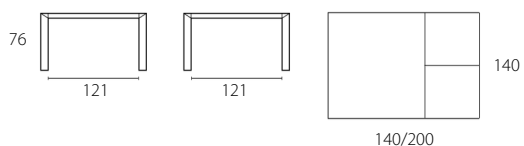
Tavolo ALLUNGABILE Prof. 120
Allunghe da 50 cm

Dimensioni P x L x H - cm	imballo	codice
120 x 120/220 H 76 - Allunghe esterne	101 Kg-m ³ 0,43	T797
120 x 140/240 H 76	106 Kg-m ³ 0,44	T798
120 x 160/260 H 76	111 Kg-m ³ 0,48	T799
120 x 180/280 H 76	116 Kg-m ³ 0,53	T800
120 x 200/300 H 76	121 Kg-m ³ 0,58	T801



TAVOLO FISSO P140

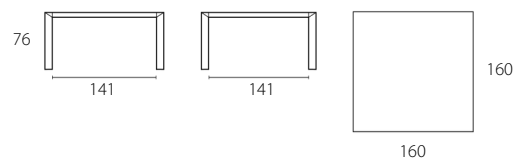
Dimensioni P x L x H - cm	imballo	codice
140 x 140 H 76	80 Kg-m ³ 0,56	T183
140 x 200 H 76	96 Kg-m ³ 0,78	T577



TAVOLO ALLUNGABILE P140

Allunga a libro

Dimensioni P x L x H - cm	imballo	codice
140 x 140/200 H 76	80 Kg-m ³ 0,60	T500



TAVOLO FISSO P160

Dimensioni P x L x H - cm	imballo	codice
160 x 160 H 76	86 Kg-m ³ 0,71	T184