

# luxor

Rodolfo Dordoni

modello registrato  
registered model



Tavolo con piano in vetro fumé o bronzo stratificato da 8+8 mm con bordo lucido tondo, disponibile anche in vetro temperato standard o extralight. Piani disponibili a misura. Base composta da 2, 3 o 4 cilindri (Ø 40 cm) in vetro da 10 mm, disponibile fumé, bronzo, standard, extralight o Nero95.

Dining table with smoked or bronze 8+8 mm-thick layered glass top with polished round rim, also available in standard or extralight tempered glass. Custom sized top available. 10 mm-thick curved glass base composed of 2, 3 or 4 cylinders (Ø 40 cm) available in smoked, bronze, standard, extralight or Black95 glass.

portata sul piano: 150 kg  
load capacity on the top: 150 kg

## DIMENSIONI BASE \_ BASE DIMENSION

**1940**

Ø 40 x H 73 cm  
Ø 15 3/4" x H 28 3/4"



18



25



0,19

## BASE IN VETRO CURVATO CURVED GLASS BASES

 10 mm




SD

Standard  
Standard




EX

Extralight  
Extralight




GR

Fumé  
Smoked



BR

Bronzo  
Bronze



NE

Nero95  
Black95

Gambe con altezza su richiesta: minimo H30 cm - massimo H 110 cm.  
Custom height legs: min H30 cm - Max H 110 cm.

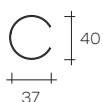
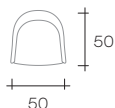
## PIANI SU MISURA \_ CUSTOM DIMENSION TOPS

Le quote riportate sui disegni indicano la massima dimensione di piano per il numero di basi riportato nel disegno stesso. La disposizione delle basi è puramente indicativa.

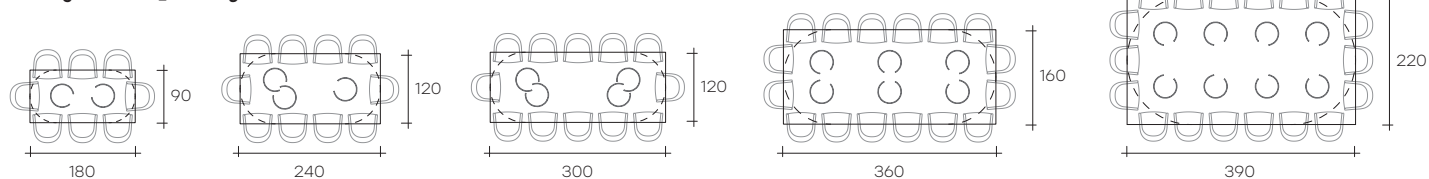
The dimensions shown on the drawings indicate the maximum size of the top depending on the number of bases shown. The disposition of the bases is purely indicative.

sedia generica  
generic chair

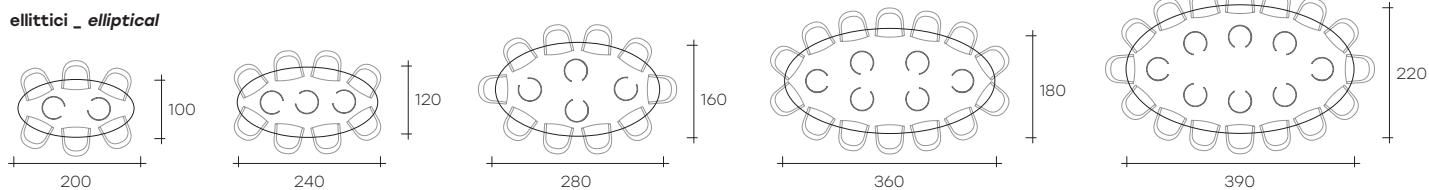
base Luxor  
Luxor base



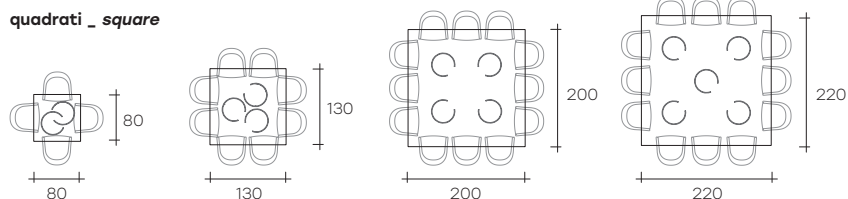
rettangolari/ovali \_ rectangular/oval



ellittici \_ elliptical



quadrati \_ square



tondi \_ round

