

[product.]

THUMBTURN LOCK / LINEAR

[motion. **DEADBOLT.**]

[action. **LOCK.**]

[knurl. **LINEAR.**]

[range. **DOOR HARDWARE.**]

An indoor thumbturn lock made from solid metal and featuring our elegant linear knurled detailing. Works great on all internal bathroom & toilet doors and can be combined with our matching door lever handles. Available in three metal finishes: steel, brass and welders black.



[finish. **BRASS.**]



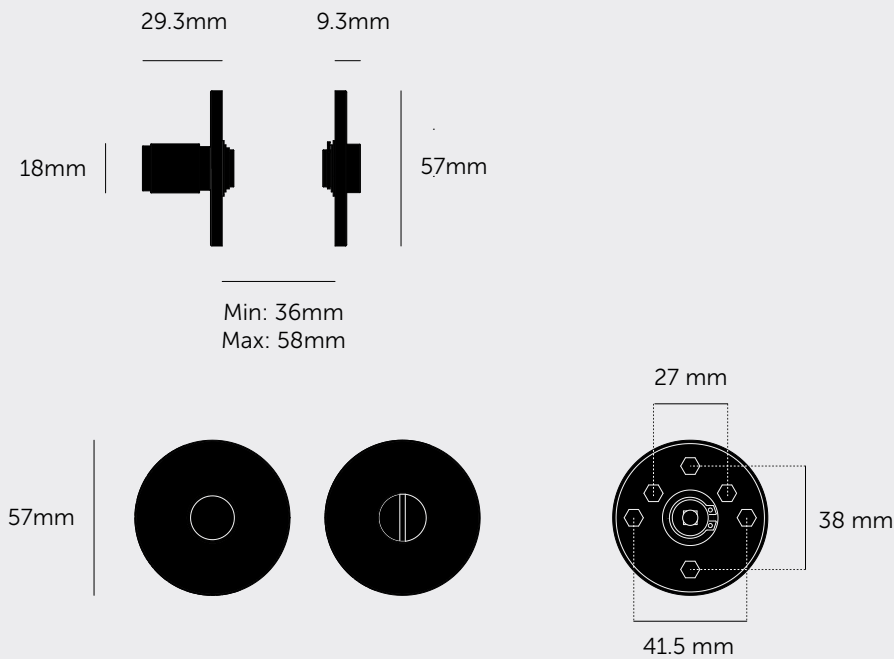
[finish. **WELDERS BLACK.**]



[finish. **STEEL.**]

[type. **THUMBTURN LOCK.**]

[info. **MEASUREMENTS.**]






[info. **SPECIFICATIONS.**]

A thumbturn lock, with an architectural 4 mm thick rose. Designed for installation onto locksets or deadbolt latches with 27 mm, 38 mm or 41.5 mm centre-distances. Compatible with either tubular deadbolt latches or mortise locks.

Fits doors of thickness: minimum 36mm to maximum 58mm (with supplied fixings*).

* For thicker doors, longer through bolts and a longer spindle will need to be sourced.

[info. **FINISH & SKU NUMBERS.**]

[finish.]	[ROW.]
 Steel	RLL-071078
 Brass	RLL-051077
 Welders Black	RLL-481076

[info. **CARE INSTRUCTIONS.**]

Wipe with damp cloth with no loose hairs, avoid using any chemicals. All finishes are prone to aging.

[info. **INCLUDED.**]

1 x Thumbturn Lock Set

8 x 4 mm Woodscrews

1 x 5 mm x 5 mm Square Spindle

[info. **RECOMMENDED.**]

Purchase a tubular latch from the Buster + Punch website:

Deadbolt Tubular Latch:

	[57mm Backset.]	[82mm Backset.]
Steel	GLL-071173	GLL-071179
Brass	GLL-051172	GLL-051178
Black	GLL-021175	GLL-021181

[please. **NOTE.**]

DISCLAIMER: Always consult a trade professional when installing these thumbturn locks. Buster + Punch is not responsible for the usage or feasibility of installation requirements.