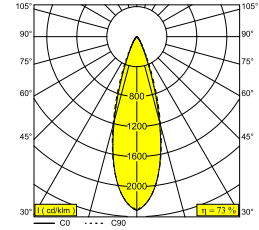
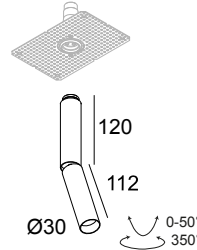




NEEDLE 1 TRC OK 93033 FG

25015 9320 FG

DISPONIBILE IN
BLACK BRONZE 25015 9320 BBR
FLEMISH GOLD 25015 9320 FG



 [Visualizza sul sito web](#)

Informazioni generali

AMBIENTE	indoor
IP	Soffitto A superficie
PROTEZIONE DELL'INGRESSO	IP20
PESO (KG)	0.2
ORIENTABILITÀ	0° to 50° girevole, 350° rotazione
INFORMAZIONI	LENS FL-33° EXCL.LED POWER SUPPLY 350-500mA-DC

Informazioni elettriche

CLASSE DI ISOLAMENTO	III
TIPO DI DIMMERAZIONE	a seconda del tipo di alimentazione esterna
CLASSE ENERGETICA	F
CERTIFICATI	CB, EAC, ENEC

Informazioni sulla Sorgente luminosa

LIGHTSOURCE NAME	LED
SORGENTE LUMINOSA	LED array 3,9-5,7W / CRI>90 (R9: 55) / 3000K / 385-519lm
TM-30	Rf: 92 / Rg: 98
SDMC	SDCM2
GRUPPO DI RISCHIO	RG2 (threshold 0,6m)
LM80	L90B10 > 41000
SPECIFICHE TECNICHE (SORGENTE LUMINOSA)	519lm // 5,7W // 90lm/W
SPECIFICHE TECNICHE (APPARECCHIO DI ILLUMINAZIONE)	380lm // 7W // 58lm/W

Requisiti

CONNECTION TRIMLESS
 LED POWER SUPPLY 350 / 500mA-DC DIM

Per istruzioni di installazione dettagliate, consultare il manuale: [25015_XXXX_HAND.pdf](#)

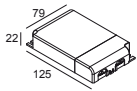
NEEDLE 1 TRC OK 93033 FG

25015 9320 FG

CONCLUDI CONFIGURAZIONE

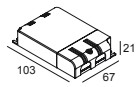
Alimentatore per led

#



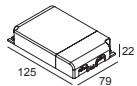
300 90 63 LED POWER SUPPLY MULTI-POWER DIM9

1->6(6) / 1->5(5)



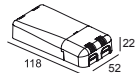
300 90 68 LED POWER SUPPLY MULTI-POWER DIM5

1->4(3) / 1->4(2) / 1->3(2)



300 90 69 LED POWER SUPPLY MULTI-POWER HV DIM9

3->9(9) / 1->9(6)



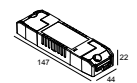
300 90 124 LED POWER SUPPLY MULTI-POWER DIM7

2->4(3) / 1->3(2) / 1->3(2)



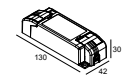
300 90 125 LED POWER SUPPLY MULTI-POWER MINI DIM5

2->4(3) / 1->3(2) / 1->3(2)



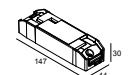
21012 0010 LED POWER SUPPLY MULTI POWER

2->3 / 2->3



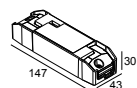
21012 0021 LED POWER SUPPLY MULTI POWER DIM1

2->4 / 2->4



21012 0035 LED POWER SUPPLY MULTI POWER DIM5

2->4 / 2->4

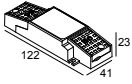


21012 005W LED POWER SUPPLY MULTI-POWER COMPACT WDL

1->4 / 1->4 / 1->4

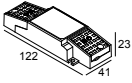
NEEDLE 1 TRC OK 93033 FG

25015 9320 FG



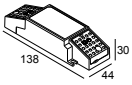
21012 0258 LED POWER SUPPLY MULTI POWER 200-350 / 10W DIM8

2->2



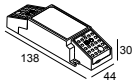
21012 0268 LED POWER SUPPLY MULTI POWER 200-350 / 15W DIM8

3->3



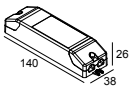
21012 0278 LED POWER SUPPLY MULTI POWER 500-700 / 20W DIM8

2->2



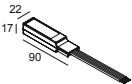
21012 0288 LED POWER SUPPLY MULTI POWER 500-700 / 36W DIM8

4->4



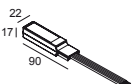
21012 0298 LED POWER SUPPLY MULTI POWER 250-900 / 20W DIM8

1->3 / 1->3 / 1->3



21032 0295 LED POWER CONVERTER 48V-DC to 350 mA-DC / 15W DIM5

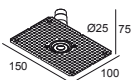
1->3



21032 0305 LED POWER CONVERTER 48V-DC to 500 mA-DC / 22W DIM5

1->3

Componenti per il collegamento elettrico



328 10 03 CONNECTION TRIMLESS O.F.A.

 DELTALIGHT®

NEEDLE 1 TRC OK 93033 FG

25015 9320 FG

Notes: