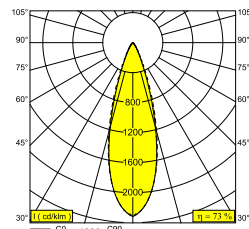
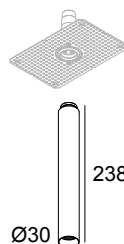




NEEDLE 1 TRC 93033 FG

25014 9320 FG

DISPONIBILE IN
BLACK BRONZE 25014 9320 BBR
FLEMISH GOLD 25014 9320 FG



[Visualizza sul sito web](#)

Informazioni generali	
AMBIENTE	indoor
IP	Soffitto A superficie
PROTEZIONE DELL'INGRESSO	IP20
PESO (KG)	0.2
ORIENTABILITÀ	non regolabile
INFORMAZIONI	LENS FL-33° EXCL.LED POWER SUPPLY 350-700mA-DC

Informazioni elettriche	
CLASSE DI ISOLAMENTO	III
TIPO DI DIMMERAZIONE	a seconda del tipo di alimentazione esterna
CLASSE ENERGETICA	F
CERTIFICATI	CB, EAC, ENEC

Informazioni sulla Sorgente luminosa	
LIGHTSOURCE NAME	LED
SORGENTE LUMINOSA	LED array 3,9-8,2W / CRI>90 (R9: 55) / 3000K / 385-677lm
TM-30	Rf: 92 / Rg: 98
SDMC	SDCM2
GRUPPO DI RISCHIO	RG2 (threshold 0,6m)
LM80	L90B10 > 41000
SPECIFICHE TECNICHE (SORGENTE LUMINOSA)	677lm // 8,2W // 83lm/W
SPECIFICHE TECNICHE (APPARECCHIO DI ILLUMINAZIONE)	496lm // 9W // 53lm/W

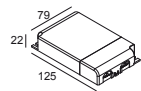
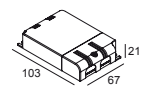
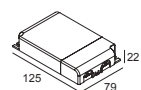
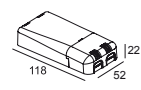
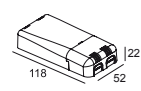
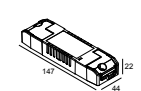
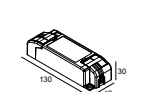
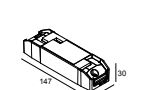
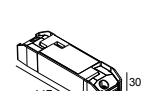
Requisiti

CONNECTION TRIMLESS
LED POWER SUPPLY 350 / 500 / 700mA-DC DIM

Per istruzioni di installazione dettagliate, consultare il manuale: [25014_XXXX_HAND.pdf](#)

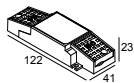
NEEDLE 1 TRC 93033 FG
25014 9320 FG

CONCLUDI CONFIGURAZIONE

Alimentatore per led			#
	300 90 63 LED POWER SUPPLY MULTI-POWER DIM9	1->6(6) / 1->5(5) / 1->5(4)	<input type="checkbox"/>
	300 90 68 LED POWER SUPPLY MULTI-POWER DIM5	1->4(3) / 1->4(2) / 1->3(2) / 1->3(1)	<input type="checkbox"/>
	300 90 69 LED POWER SUPPLY MULTI-POWER HV DIM9	3->9(9) / 1->9(6) / 1->6(4)	<input type="checkbox"/>
	300 90 124 LED POWER SUPPLY MULTI-POWER DIM7	2->4(3) / 1->3(2) / 1->3(2) / 1->2(1)	<input type="checkbox"/>
	300 90 125 LED POWER SUPPLY MULTI-POWER MINI DIM5	2->4(3) / 1->3(2) / 1->3(2) / 1->2(1)	<input type="checkbox"/>
	21012 0010 LED POWER SUPPLY MULTI POWER	2->3 / 2->3 / 1->3	<input type="checkbox"/>
	21012 0021 LED POWER SUPPLY MULTI POWER DIM1	2->4 / 2->4 / 1->4	<input type="checkbox"/>
	21012 0035 LED POWER SUPPLY MULTI POWER DIM5	2->4 / 2->4 / 1->4	<input type="checkbox"/>
	21012 005W LED POWER SUPPLY MULTI-POWER COMPACT WDL	1->4 / 1->4 / 1->4 / 1->4	<input type="checkbox"/>

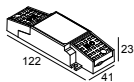
NEEDLE 1 TRC 93033 FG

25014 9320 FG



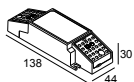
21012 0258 LED POWER SUPPLY MULTI POWER 200-350 / 10W DIM8

2->2

☐


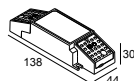
21012 0268 LED POWER SUPPLY MULTI POWER 200-350 / 15W DIM8

3->3

☐


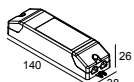
21012 0278 LED POWER SUPPLY MULTI POWER 500-700 / 20W DIM8

2->2 / 2->2

☐


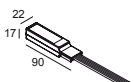
21012 0288 LED POWER SUPPLY MULTI POWER 500-700 / 36W DIM8

4->4 / 3->4

☐


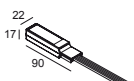
21012 0298 LED POWER SUPPLY MULTI POWER 250-900 / 20W DIM8

1->3 / 1->3 / 1->3 / 1->2

☐


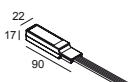
21032 0295 LED POWER CONVERTER 48V-DC to 350 mA-DC / 15W DIM5

1->3

☐


21032 0305 LED POWER CONVERTER 48V-DC to 500 mA-DC / 22W DIM5

1->3

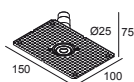
☐


21032 0315 LED POWER CONVERTER 48V-DC to 700 mA-DC / 25W DIM5

1->3

☐

Componenti per il collegamento elettrico



328 10 03 CONNECTION TRIMLESS O.F.A.

☐



NEEDLE 1 TRC 93033 FG

25014 9320 FG

Notes: