

THE

ETEREA

CUT



ETEREA







Achieving the utmost simplicity of form has always been the most demanding task, an ambitious goal we strive for by stretching our gaze beyond the horizon and staring at the perfect imperfection of the cosmos.

Eterea kitchen by The Cut extends beyond its natural space via a solid dynamism of stone, wood and metal. Light beams run along its vertical walls to convey the minimalist essence of a timeless design.

These advanced geometries and flexible solutions revolve around the most iconic element: the round island table dominating the scene.
The Silence.







A wall element with a distinctive character,
featuring modular panels and shelves
that can be customised to suit any environment.







Integrated porphyry sink with same-finish ramp.
Its materic quality conveys an all-natural feeling
of robustness.





Resting on the countertop, the island features a swivel table with an integrated double-rotation mechanism. Functionality and elegance for your moments of informal conviviality.

**STYLE IS FORM,
THE GEOMETRY
OF THE INVISIBLE,
THE IDEA OF
A PERFECT CIRCLE
EMBRACING SPACE.**

The swivel table is available in all veneer finishes. The picture shows a combination of two different finishes – porphyry and wood – for a fascinating colour mix.





The table can be moved to various positions for an ever-changing aesthetic impact. An iconic element giving a distinguished trait to the room.





Lightness and refinement.
The clean-cut door and the slanting contour
of the countertop convey a highly scenic
suspended effect.




The door and top designs blend into a perfect ensemble for maximum ergonomics.











**FROM THE HEIGHTS
OF EXCELLENCE VERTICAL
WALLS MADE OF LIGHT,
WOOD AND METAL RISE UP.
HERE, OBJECTS,
WORDS AND THOUGHTS
ARE ELEVATED TO ICONS
OF THE EVERYDAY.**

A concealed door system with lateral retraction.
A refined solution ensuring high practicality
and minimum space requirements and enhancing
the dynamism of the open shelves and the versatility
of the modular approach.







The columns can be customised with lighted back panels, pull-out tables, electrical appliances, electric sockets, internal drawers, same-finish shelves and glass racks. Everything is within reach, in a heartbeat.



The harmoniously positioned drawers and shelves create an innovative wall of light.



**FROM A PLATFORM
OF PURE MATTER,
THE INSIDE PLUNGES
OUTWARDS,
ALONG THE WAVES
OF THE HORIZON.
ETHEREAL SURFACES
REVEAL THEMSELVES
ONTO A NEW DIMENSION
OF LIVING.**






An exclusive wall-mounted or double-sided bookcase, with floor and ceiling fastening, which can also be placed onto the countertop. The integrated lighting creates light tricks and magical atmospheres.





Vertical bookcase lags made in metal,
ceramic and slatted hardwood. A fascinating
blend of technology and nature.



A work of beauty,
your kitchen marks the beginning
and end of your day.

That enchanting feeling
of living in the moment,
of grasping the true essence
of time.





Eterea

Designed by Alessandro Isola
The Cut, Venezia, Italy
thecutkitchen.com

