



Series of beds with removable cover, available with or without headboard.

BED and BEDFRAME

Structure: multilayer wood and steel, plastic spacers. The structure is complete of slatted base.

Padding: stress resistant expanded polyurethane; fixed foam covering in polyester fibre and polyamide.

Upholstery: removable and available in a selection of fabrics in the collection.

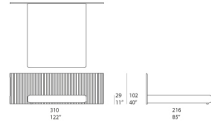
HEADBOARD

Structure: varnished steel, plastic spacers.

Upholstery: fixed, hand woven with Chain tubular knit padded with polyester (Line and Bend) or with elastic belts covered with Chain knit and padded with polyester woven with a linear pattern (Reps).

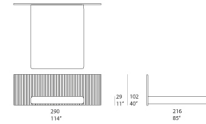
Notes: the fixed upholstery done with elastic belts covered with Chain knit is completed by side elements in heartwood finished Mano Opaca.

B127CA



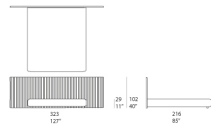
Queen size

B127CQ




King size

B127CK

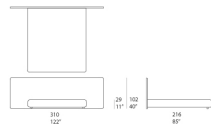


Queen size

B127BQ

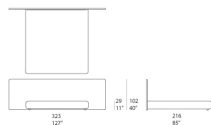


B127BA



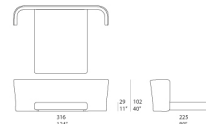
King size

B127BK

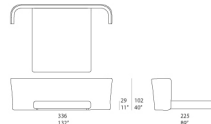


Queen size

B127AQ

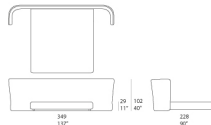


B127AA



King size

B127AK



Queen size

B127NQ

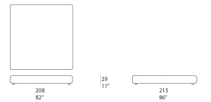


B127NA



King size

B127NK





Reps



Line



Bend