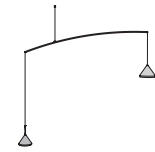


# CONTRAPPESO



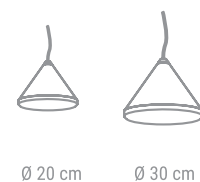
UN CONTRAPPESO IN MARMO O ACCIAIO MANTIENE IN POSIZIONE IL CORPO ILLUMINANTE. AVVOLGENDO IL CAVO ALLA BITTA POSIZIONATA SUL CONTRAPPESO È POSSIBILE REGOLARE IN ALTEZZA LA FONTE LUMINOSA. SPOSTANDO IL CONTRAPPESO, LA FONTE LUMINOSA RUOTA ATTORNO AL PUNTO DI SOSPENSIONE CONSENTENDO DI RAGGIUNGERE PUNTI LONTANI DALLA PRESA ELETTRICA.

A marble or steel counterweight keeps the lighting fixture in position. By winding the cable around the bitt on the counterweight it is possible to adjust the height of the lighting fixture. Moving the counterweight, the light source rotates around the suspension point, allowing points further away from the electrical output to be reached.

Un contrepoids en marbre ou en acier maintient le corps lumineux en position. Il est possible de régler la hauteur du corps lumineux en enroulant le câble autour de la borne positionnée sur le contrepoids. En déplaçant le contrepoids, la source lumineuse tournera autour du point de suspension, permettant ainsi d'atteindre des points éloignés de la prise électrique.

Ein Gegengewicht aus Marmor oder Stahl hält den Leuchtkörper in Position. Wenn man den Kabel um den Poller auf dem Gegengewicht wickelt, kann man die Höhe des Leuchtkörpers einstellen. Durch Verlegung des Gegengewichts dreht sich die Lichtquelle um den Schwebepunkt und so können auch die von der Steckdose entfernten Punkte erreicht werden.

Un contrapeso de mármol o acero mantiene la luminaria en su sitio. Enrollando el cable alrededor del bolardo del contrapeso, se puede ajustar la altura de la luminaria. Moviendo el contrapeso, la fuente de luz gira alrededor del punto de suspensión, lo que permite llegar a lugares alejados de la toma de corriente.



Led Module: SMD LED  
MOUNTED ON MODULE CLE 160 mm. ADV4  
Lumen: 3100 lm  
Power: 650 mA  
INPUT: 220 - 240 V | 50/60 Hz  
Color temperature: 3000 K  
Dimming range 1 - 100 %  
CRI: >80



Led Module: SMD LED  
MOUNTED ON MODULE CLE 315 mm. ADV4  
Lumen: 4200 lm  
Power: 900 mA  
INPUT: 220 - 240 V | 50/60 Hz  
Color temperature: 3000 K  
Dimming range 1 - 100 %  
CRI: >80

## FINITURE/FINISHES

### struttura / structure



acciaio verniciato  
painted steel



C12  
bianco  
white



C21  
seta  
silk



C23  
corda  
ecru



C30  
ghisa  
cast-iron



C14  
antracite  
anthracite



C08  
nero  
black



C29  
bronzo  
bronze

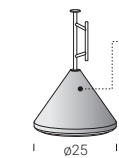


C37  
rame  
copper




C38  
titanio  
titanium

### basamento / basement



marmo  
marble



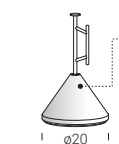
Z01  
bianco Carrara  
white Carrara



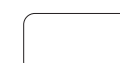
Z02  
nero Marquía  
black Marquía



Z03  
verde Alpi  
Alpi green



acciaio verniciato  
painted steel



C12  
bianco  
white



C21  
seta  
silk



C23  
corda  
ecru



C30  
ghisa  
cast-iron



C14  
antracite  
anthracite



C08  
nero  
black



C29  
bronzo  
bronze



C37  
rame  
copper



C38  
titanio  
titanium

## DIMENSIONI/DIMENSIONS

verificare a listino geometrie e finiture  
check geometries and finishes in the price list

